









Plan subscribers enjoy these benefits:

-  Automatic Email Maintenance Reminders
-  Annual Comprehensive Tune-Up
-  15% OFF Repairs
-  Priority Service
-  Loyalty Credits
-  \$2,000 Tank Warranty for Oil Plan



Service Plan Subscriber Spotlight:

“Mike H. did a great job and he was very well spoken and easy to talk to. He took care of servicing the heater and didn't interfere with what I had to do. I will ask for him next year or anytime I have a problem with the heater.”

-- Michael K

www.comfortplusservices.com | 866-950-2653

 Connect with us on Facebook!



I want to subscribe to worry-free comfort year round!

- Heating Oil Systems
\$24.92 per month
- Propane & Natural Gas Systems
\$14.92 per month
- Central Air Conditioning
\$13.25 per month
- Heat Pump (2 visits)
\$24.92 per month
- Heat Pump (1 visit)
\$14.92 per month
- Tankless Water Heater
\$19.08 per month
- Plumbing
\$16.58 per month

*Service Plan General Conditions
are available at
www.comfortplusservices.com/service-plans.*

PREFERRED PAYMENT METHOD

Get **one month FREE** when you sign up for AutoPay using ACH!

I'd like to pay **monthly installments** by ACH. I authorize my payment on ____ day of each month.

Bank Name _____

Account Number _____

Routing Number _____

Please charge the **monthly amount** to my credit/debit card. I authorize my payment on ____ day of each month.

(please circle one)    

Card Number _____

Expiration Date (MM/YY) _____ CW Code _____ Zip Code _____

CONTACT INFORMATION

Name _____

Address _____

City / State / Zip _____

Phone _____

Email _____



American Standard
HEATING & AIR CONDITIONING



866-950-2653

www.comfortplusservices.com



turn to the experts

Mail form to: Comfort Plus Services, P.O. Box 267 Federalsburg, MD 21632
or email: info@comfortplusservices.com

Comprehensive Tune Up Checklists: ◀

Central Air Conditioning, Heat Pumps and Ductless

- ▶ Lubricate all moving parts.
- ▶ Install gauges; record operating pressures and temperatures.
- ▶ Evaluate condition of air filters; clean and replace with customer-supplied filter.
- ▶ Measure refrigerant superheat to fine-tune its charge.
- ▶ Flush condensate drain to protect against overflow.
- ▶ Clean outdoor condenser coil.
- ▶ Check blower motor (and belt if applicable).
- ▶ Test "temperature drop" at return and supply air; adjust blower speed.
- ▶ Safety test all control for proper operation.
- ▶ Meter voltage and amperage in all motors; test for worn bearings.
- ▶ Test condition of compressor contacts.
- ▶ Inspect start and run capacitors and relays for bulges, rust, and leaks.
- ▶ Tighten, safety test all wires, connections.
- ▶ Clean thermostat.
- ▶ Inform customer of equipment condition. Recommend necessary repairs.

Tankless Water Heater Systems

- ▶ Test, clean, and adjust ignition system for safe and proper operation.
- ▶ Inspect the main burner for cracks.
- ▶ Brush, clean and blow-out burner.
- ▶ Test water heater burner flame for proper operation and combustion.
- ▶ Measure and adjust gas pressure for peak efficiency.
- ▶ Test safety and control circuits for proper operation.
- ▶ Test exhaust system for proper venting and clear of blockage.
- ▶ Clean inducer fan.
- ▶ Brush, clean and blow-out heat exchanger exterior.
- ▶ Flush the heat exchanger with manufactures approved solution.
- ▶ Check for proper voltage to the water heater.
- ▶ Tighten and inspect all electrical wiring.
- ▶ Test for natural/propane gas leaks at the water heater.
- ▶ Flush condensate drain (if applicable).
- ▶ Clean water heater exterior.
- ▶ Measure temperature of the water coming from the faucet.

Propane & Natural Gas Systems

- ▶ Perform efficiency test.
- ▶ Clean and adjust burners and inspect heat exchanger.
- ▶ Check thermostat operation.
- ▶ Lubricate all motors, bearings, fans, and circulator pumps.
- ▶ Clean pilot assembly.
- ▶ Install one 1 filter (customer-supplied).
- ▶ Test and adjust operation of safety and operating controls.
- ▶ Inspect flue pipe.
- ▶ Inspect gas valve
- ▶ Check blower motor (and belt if applicable).
- ▶ Test and tighten all wiring and connections.
- ▶ Turn exposed dampers to heating position if marked (no balancing).
- ▶ Flush condensate drain to protect overflow.
- ▶ Check temperature rise.
- ▶ Check fan speeds.
- ▶ Check gas pressure at gas valve.
- ▶ Inform customer of equipment condition. Recommend necessary repairs.

Service plans continued on the backside...



www.comfortplusservices.com | 866-950-2653

Call Us About: Multiple System Discounts • Indoor Air Quality • Water Heaters • Water Treatment Systems • Ductless Units

Plumbing

Inspection of the following:

- ▶ Sinks
- ▶ Tubs
- ▶ Toilets Faucets
- ▶ Outside Faucets
- ▶ Water Heater Tanked Style
 - Includes - Flushing
- ▶ Water Conditioner
- ▶ Dishwasher – Water Supply Piping
 - Drain Piping
- ▶ Ice Maker – Water Supply Piping
- ▶ Disposal
- ▶ Filters
- ▶ Washer Hoses
- ▶ Washer Box
- ▶ Water Supply Piping
- ▶ Water Pressure
- ▶ Drain Piping
- ▶ Water Main Shut-Off Valving
- ▶ All Under-Home Plumbing
- ▶ Gas piping – Code Compliance Inspection
- ▶ Water Pump Inspection – Jet Pump & Tank

Heating Oil Systems

- ▶ Clean heating unit, vent pipe and chimney base where accessible.
- ▶ Adjust burner for maximum efficiency.
- ▶ Clean and adjust electrode and nozzle assembly.
- ▶ Lubricate all motors, bearings, fans and circulators.
- ▶ Replace oil nozzle and oil filter.
- ▶ Test and adjust all safety and operating controls.
- ▶ Inspect barometric damper and combustion chamber.
- ▶ Test oil pump operation.
- ▶ Change customer-supplied air filter(s), if applicable.
- ▶ Check oil tank and lines.
- ▶ Inform customer of equipment condition.
Recommend necessary repairs.



Subscribe today and enjoy these benefits:



Automatic Email Maintenance Reminders



Annual Comprehensive Tune-Up



15% OFF Repairs



Priority Service



Loyalty Credits



\$2,000 Tank Warranty for Oil Plan

